

Signify Classified - Internal
Cooper Lighting Solutions Photometric Lab
1121 Highway 74 South
Peachtree City, GA 30269



Scaled data based on original data using
LM-79-08 Approved Method: Electrical and Photometric Measurements of Solid-
State Lighting Products

Test Report Prepared for
Cooper Lighting Solutions
(formerly Eaton)

Brand: McGRAW-EDISON

Report Number: P438970

Luminaire Tested: **IST-SA1F-830-U-T3-HSS**

Issue Date: 12/10/2020

Test Information

Test Method: LM-79-08
Report Number: P438970
TEST IS SCALED FROM IESNA LM-79-08 TEST DATA (G3-2011-074-9)
Test Lab: INNOVATION CENTER
Issue Date: 12/10/2020
Manufacturer: COOPER LIGHTING SOLUTIONS (FORMERLY EATON)
Product Line: McGRAW-EDISON
Catalog Number: IST-SA1F-830-U-T3-HSS
Description: IMPACT ELITE LED TRAPEZOID LUMINAIRE
(1) 80 CRI, 3000K, 1200mA LIGHTSQUARE WITH 16 LEDS AND TYPE III OPTICS
WITH HOUSE SIDE SHIELD
Light Source: -
Ballast/Driver: ELECTRONIC DRIVER

Summary

Lumens per Lamp: N/A
Luminaire Lumens: 4379 lumens
Efficiency: N/A
Efficacy: 66.3 lumens/watt
Luminous Opening: Rectangular (W 0.5' x L: 0.5' x H: 0')
IES Classification: Type III - Short
BUG Rating: B1 - U0 - G1

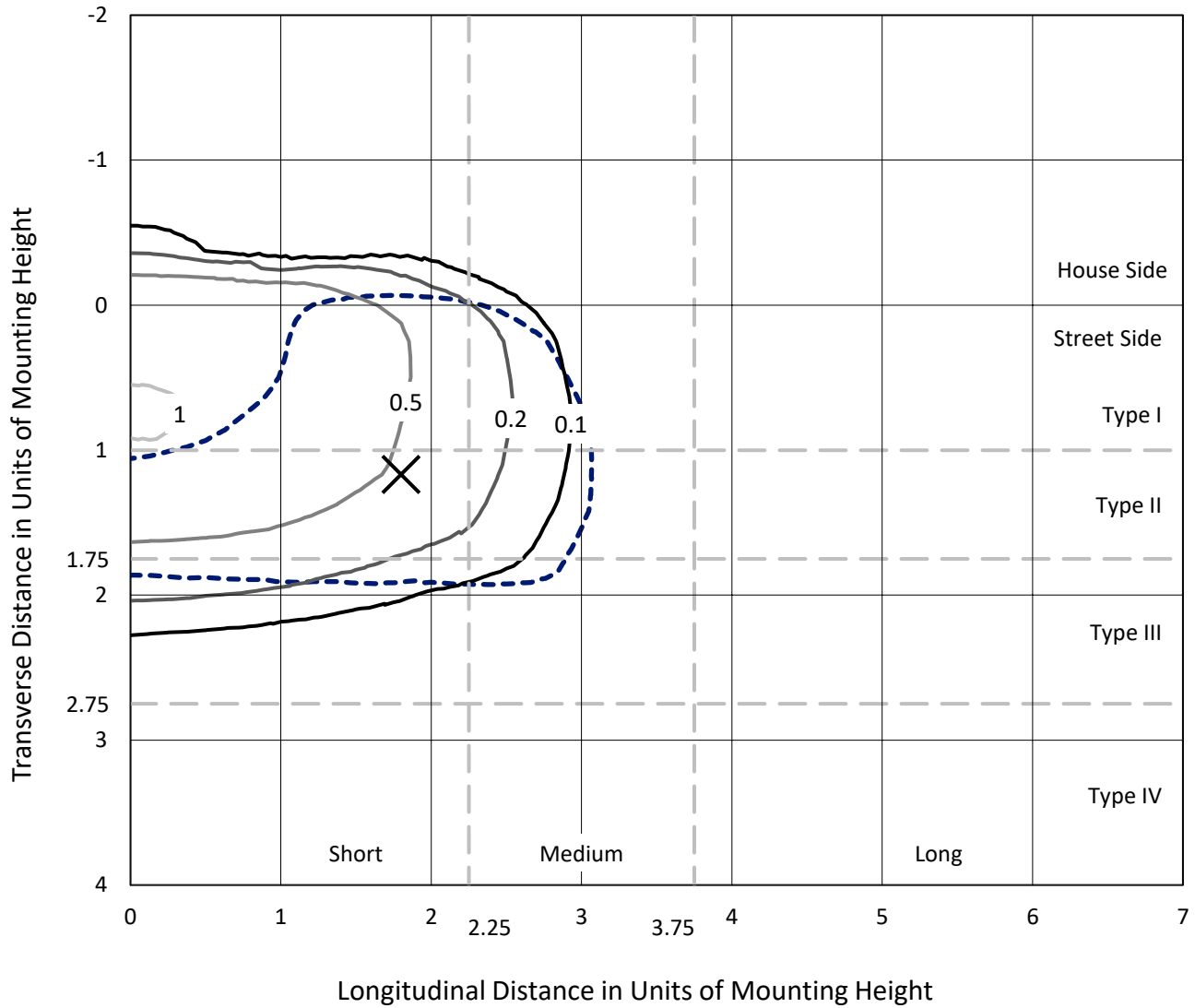
Input Watts (W): 66
Input Voltage (V): NR
Input Current (Ain): NR
Voltage Rise (V): NR
Power Factor: NR
Total Harmonic Distortion (THDi): NR
Frequency (hertz): 60
Stabilization Time: NR
Operation Time: NR
Ambient Temperature (°C): NR
Test Distance: 28.75 FT



REPORT NUMBER: P438970
 CATALOG NUMBER: IST-SA1F-830-U-T3-HSS

Iso-Footcandle Lines of Horizontal Illumination

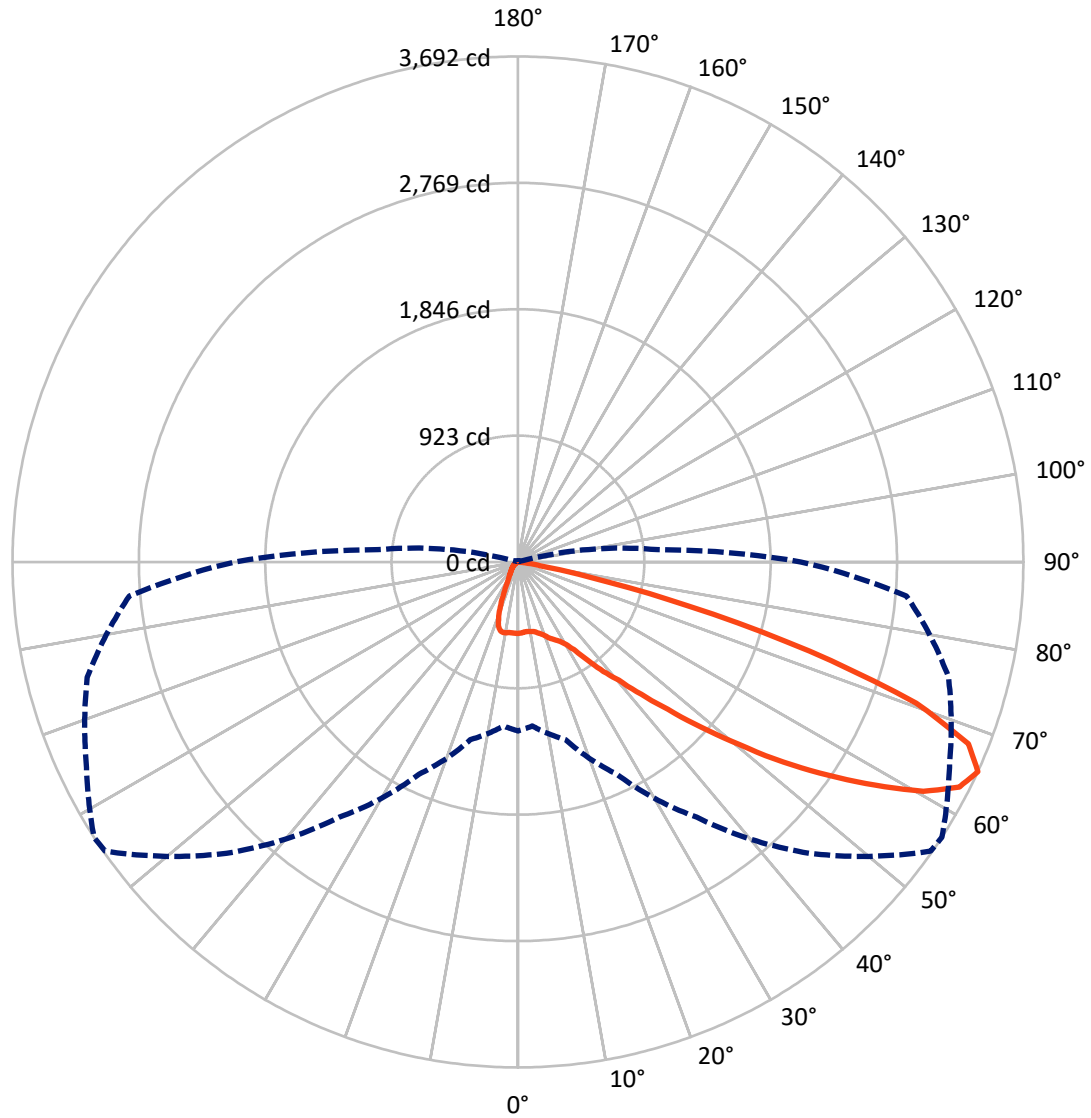
✕ Max cd
 - - - 1/2 Max cd



Based on 25 foot mounting height. Maximum calculated value = 1.1 fc
 Type III - Short - N/A

REPORT NUMBER: P438970
CATALOG NUMBER: IST-SA1F-830-U-T3-HSS

Luminous Intensity Polar Plot



— Vertical Plane Through 57-Deg Lateral - - - Horizontal Cone Through 65-Deg Vertical

REPORT NUMBER: P438970
 CATALOG NUMBER: IST-SA1F-830-U-T3-HSS

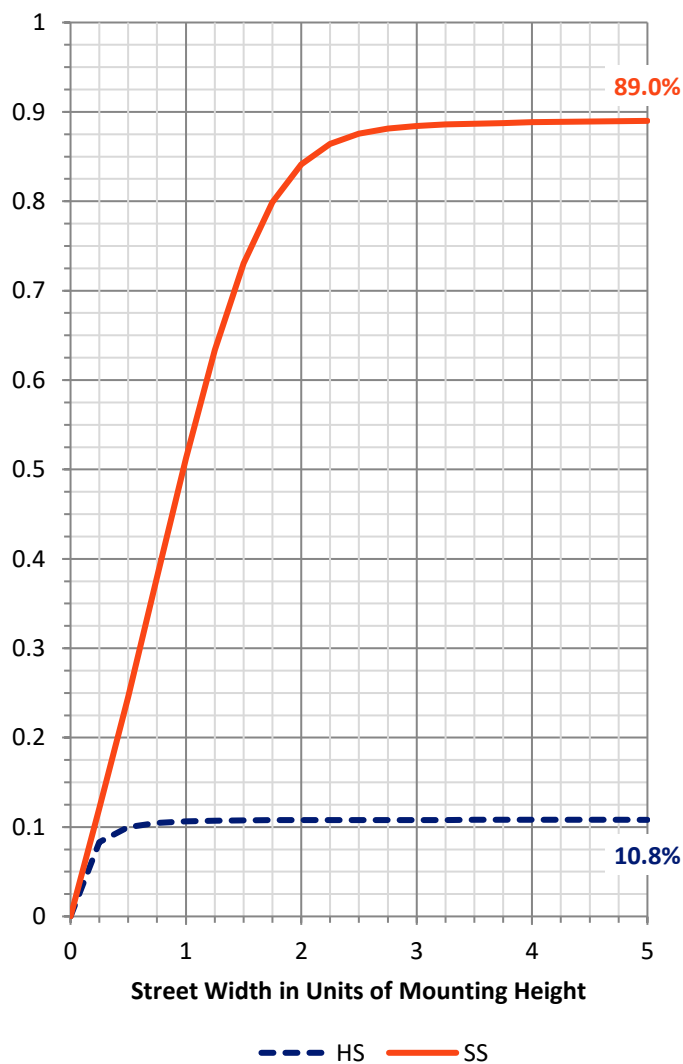
FLUX DISTRIBUTION:

		Downward	Upward	Total
House Side	Lumens	477.6	0.0	477.6
	% Fixture	10.9	0.0	10.9
Street Side	Lumens	3901.4	0.0	3901.4
	% Fixture	89.1	0.0	89.1
Total	Lumens	4379.0	0.0	4379.0
	% Fixture	100.0	0.0	100.0

ZONAL LUMENS:

Zone	Lumens	% Fixture
0°-10°	48.4	1.1
10°-20°	131.0	3.0
20°-30°	226.3	5.2
30°-40°	400.9	9.2
40°-50°	727.1	16.6
50°-60°	1224.7	28.0
60°-70°	1259.2	28.8
70°-80°	349.0	8.0
80°-90°	12.4	0.3
90°-100°	0.0	0.0
100°-110°	0.0	0.0
110°-120°	0.0	0.0
120°-130°	0.0	0.0
130°-140°	0.0	0.0
140°-150°	0.0	0.0
150°-160°	0.0	0.0
160°-170°	0.0	0.0
170°-180°	0.0	0.0
0°-90°	4379.0	100.0
0°-180°	4379.0	100.0

Coefficient of Utilization



REPORT NUMBER: P438970

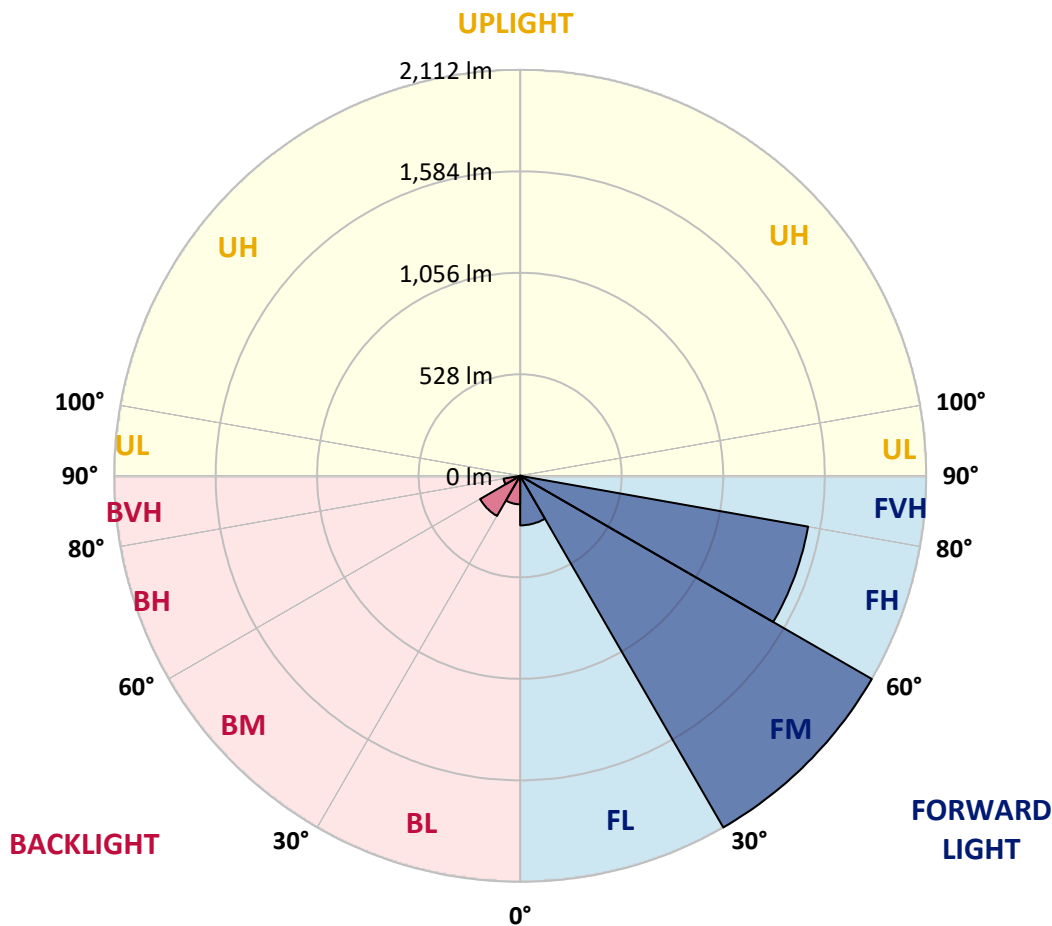
CATALOG NUMBER: IST-SA1F-830-U-T3-HSS

LUMINAIRE CLASSIFICATION SYSTEM LUMEN TABLE AND BUG RATING:

Zone	Lumens	% Fixture	Zone Rating/Lumen Limit		
			B	U	G
FL (0°-30°)	257.5	5.9			
FM (30°-60°)	2111.8	48.2			
FH (60°-80°)	1520.6	34.7			G1/1800
FVH (80°-90°)	11.5	0.3			G1/100
BL (0°-30°)	148.3	3.4	B1/500		
BM (30°-60°)	240.8	5.5	B1/1000		
BH (60°-80°)	87.6	2.0	B0/110		G0/110
BVH (80°-90°)	0.9	0.0			G0/10
UL (90°-100°)	0.0	0.0		U0/0	
UH (100°-180°)	0.0	0.0		U0/0	

BUG Rating: B1-U0-G1

Type III Short





REPORT NUMBER: P438970
 CATALOG NUMBER: IST-SA1F-830-U-T3-HSS

CANDELA DISTRIBUTION (FULL):

	0°	5°	15°	25°	35°	45°	55°	57°	65°	75°	85°
0°	521.0	521.0	521.0	521.0	521.0	521.0	521.0	521.0	521.0	521.0	521.0
2.5°	506.1	506.1	510.4	512.5	512.5	514.6	516.8	518.9	518.9	518.9	523.2
5°	480.5	478.3	482.6	486.9	493.3	501.8	508.2	512.5	518.9	525.3	527.4
7.5°	457.0	457.0	461.2	467.7	480.5	493.3	506.1	512.5	523.2	536.0	540.3
10°	450.6	448.4	454.8	461.2	474.1	489.0	508.2	516.8	531.7	548.8	555.2
12.5°	446.3	446.3	448.4	459.1	471.9	491.1	514.6	521.0	544.5	563.7	578.7
15°	444.2	444.2	448.4	457.0	471.9	493.3	525.3	536.0	563.7	591.5	604.3
17.5°	461.2	459.1	457.0	461.2	476.2	499.7	542.4	553.1	587.2	621.4	636.4
20°	512.5	510.4	504.0	489.0	489.0	516.8	563.7	576.6	621.4	655.6	664.1
22.5°	608.6	615.0	591.5	553.1	525.3	538.1	591.5	606.5	657.7	694.0	694.0
25°	747.4	738.9	717.5	653.4	597.9	572.3	615.0	629.9	691.9	734.6	726.0
27.5°	892.6	894.7	864.8	792.2	702.5	634.2	640.6	657.7	728.2	777.3	758.1
30°	1007.9	999.4	984.4	924.6	826.4	732.4	689.7	700.4	768.7	824.3	807.2
32.5°	1110.4	1106.1	1086.9	1035.7	948.1	847.8	770.9	773.0	826.4	894.7	873.4
35°	1202.2	1206.5	1198.0	1140.3	1061.3	967.3	879.8	886.2	926.8	997.2	954.5
37.5°	1317.5	1317.5	1302.6	1249.2	1189.4	1095.5	1012.2	1014.3	1035.7	1093.3	1039.9
40°	1417.9	1422.2	1420.0	1379.5	1321.8	1236.4	1136.0	1136.0	1142.4	1210.8	1183.0
42.5°	1554.6	1561.0	1558.8	1520.4	1475.6	1413.6	1328.2	1321.8	1317.5	1403.0	1373.1
45°	1729.7	1744.6	1751.0	1704.1	1663.5	1627.2	1561.0	1535.4	1546.0	1625.0	1601.6
47.5°	1896.2	1913.3	1943.2	1919.7	1900.5	1900.5	1810.8	1806.6	1789.5	1881.3	1817.2
50°	2054.3	2056.4	2099.1	2135.4	2193.1	2182.4	2122.6	2097.0	2071.3	2133.3	2018.0
52.5°	2143.9	2169.6	2225.1	2329.7	2455.7	2507.0	2445.0	2430.1	2378.8	2370.3	2212.3
55°	2227.2	2227.2	2314.8	2496.3	2709.8	2818.7	2767.5	2750.4	2647.9	2618.0	2413.0
57.5°	2255.0	2246.4	2363.9	2594.5	2914.8	3104.9	3115.6	3077.1	2934.0	2842.2	2618.0
60°	2116.2	2101.2	2225.1	2530.5	2970.4	3312.0	3427.3	3401.7	3181.8	3060.0	2833.7
62.5°	1716.9	1736.1	1894.1	2225.1	2773.9	3290.7	3634.5	3619.5	3365.4	3207.4	2919.1
65°	1234.3	1202.2	1343.2	1710.5	2276.3	3008.8	3681.4	3692.1	3478.6	3256.5	2848.6
67.5°	691.9	662.0	779.4	1059.2	1618.6	2468.5	3489.3	3549.0	3397.4	3134.8	2545.4
70°	264.8	281.9	363.0	523.2	954.5	1704.1	3002.4	3087.8	2978.9	2615.9	1896.2
72.5°	94.0	106.8	149.5	232.8	442.0	918.2	2099.1	2227.2	2195.2	1817.2	1084.8
75°	55.5	57.7	76.9	113.2	194.3	358.7	1185.2	1291.9	1240.7	899.0	448.4
77.5°	38.4	38.4	49.1	68.3	111.0	143.1	463.4	525.3	540.3	324.6	132.4
80°	23.5	25.6	34.2	44.8	64.1	66.2	143.1	168.7	158.0	115.3	47.0
82.5°	10.7	10.7	19.2	29.9	32.0	27.8	44.8	49.1	57.7	51.2	21.4
85°	0.0	0.0	6.4	10.7	8.5	6.4	14.9	14.9	19.2	23.5	10.7
87.5°	0.0	0.0	0.0	0.0	2.1	2.1	2.1	2.1	2.1	4.3	2.1
90°	0.0	0.0	0.0	0.0	0.0	0.0	0.0	0.0	0.0	0.0	0.0



REPORT NUMBER: P438970
 CATALOG NUMBER: IST-SA1F-830-U-T3-HSS

CANDELA DISTRIBUTION (continued):

	90°	95°	105°	115°	125°	135°	145°	155°	165°	175°	180°
0°	521.0	521.0	521.0	521.0	521.0	521.0	521.0	521.0	521.0	521.0	521.0
2.5°	523.2	525.3	523.2	521.0	521.0	518.9	518.9	518.9	518.9	518.9	518.9
5°	527.4	529.6	527.4	523.2	518.9	514.6	510.4	510.4	510.4	510.4	514.6
7.5°	540.3	540.3	536.0	527.4	516.8	512.5	504.0	501.8	497.5	495.4	497.5
10°	559.5	559.5	550.9	538.1	521.0	504.0	489.0	467.7	454.8	446.3	444.2
12.5°	578.7	576.6	565.9	548.8	521.0	482.6	433.5	380.1	348.1	324.6	320.3
15°	604.3	602.2	585.1	555.2	508.2	427.1	331.0	258.4	219.9	202.9	200.7
17.5°	632.1	627.8	604.3	559.5	467.7	322.4	217.8	168.7	153.7	149.5	149.5
20°	662.0	655.6	619.3	553.1	386.5	219.9	151.6	140.9	138.8	136.7	136.7
22.5°	685.5	674.8	629.9	521.0	288.3	151.6	134.5	132.4	130.3	128.1	128.1
25°	711.1	694.0	638.5	450.6	190.1	130.3	126.0	123.9	119.6	117.4	117.4
27.5°	741.0	715.4	651.3	354.5	132.4	117.4	113.2	111.0	104.6	100.4	100.4
30°	779.4	747.4	657.7	258.4	111.0	102.5	98.2	94.0	85.4	81.1	81.1
32.5°	841.4	813.6	644.9	173.0	100.4	91.8	85.4	76.9	68.3	64.1	61.9
35°	920.4	881.9	600.0	121.7	89.7	81.1	70.5	59.8	53.4	51.2	51.2
37.5°	1007.9	956.7	531.7	98.2	81.1	70.5	59.8	49.1	42.7	40.6	40.6
40°	1131.8	1052.8	437.8	85.4	70.5	59.8	49.1	40.6	36.3	34.2	34.2
42.5°	1294.1	1174.5	331.0	79.0	64.1	51.2	40.6	34.2	29.9	27.8	27.8
45°	1475.6	1302.6	241.3	70.5	55.5	42.7	32.0	27.8	23.5	21.4	21.4
47.5°	1657.1	1394.4	166.6	64.1	47.0	36.3	27.8	21.4	17.1	17.1	14.9
50°	1815.1	1443.5	119.6	55.5	42.7	29.9	21.4	17.1	14.9	12.8	12.8
52.5°	1953.9	1464.9	91.8	49.1	36.3	25.6	17.1	14.9	12.8	12.8	12.8
55°	2071.3	1447.8	72.6	42.7	32.0	21.4	14.9	12.8	10.7	10.7	10.7
57.5°	2186.7	1396.6	57.7	36.3	25.6	14.9	12.8	10.7	8.5	8.5	8.5
60°	2246.4	1330.4	47.0	29.9	21.4	12.8	10.7	8.5	8.5	6.4	6.4
62.5°	2205.9	1195.8	38.4	25.6	14.9	10.7	8.5	6.4	6.4	4.3	4.3
65°	2069.2	1025.0	29.9	19.2	10.7	8.5	6.4	6.4	4.3	2.1	2.1
67.5°	1744.6	802.9	23.5	14.9	8.5	6.4	4.3	4.3	2.1	0.0	0.0
70°	1247.1	529.6	19.2	10.7	6.4	6.4	4.3	2.1	0.0	0.0	0.0
72.5°	719.6	256.2	14.9	6.4	4.3	4.3	2.1	2.1	0.0	0.0	0.0
75°	269.1	89.7	12.8	6.4	4.3	2.1	2.1	2.1	0.0	0.0	0.0
77.5°	89.7	36.3	10.7	8.5	6.4	2.1	2.1	0.0	0.0	0.0	0.0
80°	27.8	17.1	4.3	4.3	4.3	4.3	2.1	0.0	0.0	0.0	0.0
82.5°	14.9	8.5	2.1	2.1	2.1	2.1	0.0	0.0	0.0	0.0	0.0
85°	6.4	4.3	2.1	2.1	2.1	0.0	0.0	0.0	0.0	0.0	0.0
87.5°	2.1	2.1	2.1	2.1	2.1	2.1	0.0	0.0	0.0	0.0	0.0
90°	0.0	0.0	0.0	0.0	0.0	0.0	0.0	0.0	0.0	0.0	0.0

Cooper Lighting Solutions Photometric Lab
1121 Highway 74 South
Peachtree City, GA 30269



LM-79-2019: Approved Method: Electrical and Photometric Measurements of Solid-State Lighting Products

Report Prepared for

Cooper Lighting Solutions

MCGRAW EDISON

Report Number: SP1-2408-195-9

Test Date: 08/07/2024

Luminaire Tested: GALN-SB1A-830-U-5WQ

Data in this report applies to families of products including GALN-SB1A-830-U-5WQ.

Test Information

Test Method: LM-79-2019
 Report Number: SP1-2408-195-9
 Test Lab: COOPER LIGHTING SOLUTIONS
 Photometer: SP1 - 76IN SPHERE
 Measurement Geometry: 4π
 Issue Date: 08/07/2024
 Manufacturer: COOPER LIGHTING SOLUTIONS
 Product Line: MCGRAW EDISON
 Catalog Number: **GALN-SB1A-830-U-5WQ**
 Description: GALLEON AREA AND ROADWAY LUMINAIRE. (1) 80 CRI, 3000K, 350MA HIGH DENSITY LIGHTSQUARE WITH 26 LEDS AND TYPE V WIDE OPTICS

Spectral Parameters

CCT (K): 3050
 CIE u': 0.2476
 CIE v': 0.5251
 Duv: 0.0034
 CIE x: 0.4383
 CIE y: 0.4131
 CIE z: 0.1487
 Peak Wavelength (nm): 603
 Dominant Wavelength (nm): 581
 Purity: 55.55201
 Rf: 81.5
 Rg: 99.2

CRI (Ra):	81.0		
R1:	79.6	R9:	7.1
R2:	85.6	R10:	67.0
R3:	92.0	R11:	82.7
R4:	82.6	R12:	63.2
R5:	78.9	R13:	80.3
R6:	81.7	R14:	95.0
R7:	85.2	R15:	71.7
R8:	62.0		



Test Conditions

Stabilization Time: 20M
 Operation Time: 1H 20M
 Sphere Temperature (°C): 24.2

REPORT NUMBER: SP1-2408-195-9

Measurement and Test Equipment			
Instrument	Identification Number	Calibration Date	Calibration Due Date
Photometer	IN0058	6/18/2024	12/18/2024
Power Meter	INXT2011004	2/8/2024	2/8/2025
AC Power Source	IN0063	10/24/2023	10/24/2024
DC Power Source	IN0208	10/24/2023	10/24/2024
Sphere Thermometer	IN0085	10/24/2023	10/24/2024
Room Thermometer	IN0046	10/24/2023	10/24/2024

REPORT NUMBER: SP1-2408-195-9

CIE 1931 Chromaticity Diagram



CIE 1931 Chromaticity Diagram with 2017 ANSI 7-Step and 4-Step Quadrangles



Point lies inside the ANSI 3000K 4-step quadrangle

REPORT NUMBER: SP1-2408-195-9

Photopic Flux vs. Wavelength



Photopic Lumens: NR

λ (nm)	Power W [^] /nm	Lumens (ϕ /nm)	λ (nm)	Power W [^] /nm	Lumens (ϕ /nm)	λ (nm)	Power W [^] /nm	Lumens (ϕ /nm)	λ (nm)	Power W [^] /nm	Lumens (ϕ /nm)	λ (nm)	Power W [^] /nm	Lumens (ϕ /nm)
360	0	NR	490	168	NR	620	940	NR	750	35	NR	880	1	NR
365	0	NR	495	233	NR	625	897	NR	755	30	NR	885	1	NR
370	0	NR	500	300	NR	630	847	NR	760	26	NR	890	1	NR
375	0	NR	505	372	NR	635	790	NR	765	22	NR	895	1	NR
380	0	NR	510	430	NR	640	730	NR	770	19	NR	900	1	NR
385	0	NR	515	483	NR	645	668	NR	775	16	NR	905	1	NR
390	0	NR	520	524	NR	650	605	NR	780	14	NR	910	0	NR
395	2	NR	525	555	NR	655	545	NR	785	12	NR	915	0	NR
400	4	NR	530	581	NR	660	485	NR	790	10	NR	920	0	NR
405	7	NR	535	604	NR	665	430	NR	795	9	NR	925	0	NR
410	17	NR	540	623	NR	670	378	NR	800	8	NR	930	0	NR
415	34	NR	545	645	NR	675	331	NR	805	7	NR	935	0	NR
420	68	NR	550	667	NR	680	290	NR	810	6	NR	940	0	NR
425	128	NR	555	693	NR	685	251	NR	815	5	NR	945	0	NR
430	214	NR	560	719	NR	690	218	NR	820	4	NR	950	0	NR
435	339	NR	565	754	NR	695	188	NR	825	4	NR	955	0	NR
440	507	NR	570	791	NR	700	162	NR	830	3	NR	960	0	NR
445	573	NR	575	830	NR	705	139	NR	835	3	NR	965	0	NR
450	356	NR	580	873	NR	710	119	NR	840	3	NR	970	0	NR
455	217	NR	585	913	NR	715	102	NR	845	2	NR	975	0	NR
460	168	NR	590	948	NR	720	88	NR	850	2	NR	980	0	NR
465	113	NR	595	974	NR	725	76	NR	855	2	NR	985	0	NR
470	85	NR	600	994	NR	730	65	NR	860	1	NR	990	0	NR
475	85	NR	605	998	NR	735	55	NR	865	1	NR	995	0	NR
480	94	NR	610	994	NR	740	47	NR	870	1	NR	1000	0	NR
485	120	NR	615	973	NR	745	41	NR	875	1	NR			

REPORT NUMBER: SP1-2408-195-9

Scotopic Flux vs. Wavelength



Scotopic Lumens: NR

S/P: 1.27

λ (nm)	Power W [^] /nm	Lumens (ϕ /nm)	λ (nm)	Power W [^] /nm	Lumens (ϕ /nm)	λ (nm)	Power W [^] /nm	Lumens (ϕ /nm)	λ (nm)	Power W [^] /nm	Lumens (ϕ /nm)	λ (nm)	Power W [^] /nm	Lumens (ϕ /nm)
360	0	NR	490	168	NR	620	940	NR	750	35	NR	880	1	NR
365	0	NR	495	233	NR	625	897	NR	755	30	NR	885	1	NR
370	0	NR	500	300	NR	630	847	NR	760	26	NR	890	1	NR
375	0	NR	505	372	NR	635	790	NR	765	22	NR	895	1	NR
380	0	NR	510	430	NR	640	730	NR	770	19	NR	900	1	NR
385	0	NR	515	483	NR	645	668	NR	775	16	NR	905	1	NR
390	0	NR	520	524	NR	650	605	NR	780	14	NR	910	0	NR
395	2	NR	525	555	NR	655	545	NR	785	12	NR	915	0	NR
400	4	NR	530	581	NR	660	485	NR	790	10	NR	920	0	NR
405	7	NR	535	604	NR	665	430	NR	795	9	NR	925	0	NR
410	17	NR	540	623	NR	670	378	NR	800	8	NR	930	0	NR
415	34	NR	545	645	NR	675	331	NR	805	7	NR	935	0	NR
420	68	NR	550	667	NR	680	290	NR	810	6	NR	940	0	NR
425	128	NR	555	693	NR	685	251	NR	815	5	NR	945	0	NR
430	214	NR	560	719	NR	690	218	NR	820	4	NR	950	0	NR
435	339	NR	565	754	NR	695	188	NR	825	4	NR	955	0	NR
440	507	NR	570	791	NR	700	162	NR	830	3	NR	960	0	NR
445	573	NR	575	830	NR	705	139	NR	835	3	NR	965	0	NR
450	356	NR	580	873	NR	710	119	NR	840	3	NR	970	0	NR
455	217	NR	585	913	NR	715	102	NR	845	2	NR	975	0	NR
460	168	NR	590	948	NR	720	88	NR	850	2	NR	980	0	NR
465	113	NR	595	974	NR	725	76	NR	855	2	NR	985	0	NR
470	85	NR	600	994	NR	730	65	NR	860	1	NR	990	0	NR
475	85	NR	605	998	NR	735	55	NR	865	1	NR	995	0	NR
480	94	NR	610	994	NR	740	47	NR	870	1	NR	1000	0	NR
485	120	NR	615	973	NR	745	41	NR	875	1	NR			

REPORT NUMBER: SP1-2408-195-9

Melanopic Flux vs. Wavelength



Melanopic Lumens: NR

M/P: 2.32

λ (nm)	Power W [^] /nm	Lumens (φ/nm)	λ (nm)	Power W [^] /nm	Lumens (φ/nm)	λ (nm)	Power W [^] /nm	Lumens (φ/nm)	λ (nm)	Power W [^] /nm	Lumens (φ/nm)	λ (nm)	Power W [^] /nm	Lumens (φ/nm)
360	0	NR	490	168	NR	620	940	NR	750	35	NR	880	1	NR
365	0	NR	495	233	NR	625	897	NR	755	30	NR	885	1	NR
370	0	NR	500	300	NR	630	847	NR	760	26	NR	890	1	NR
375	0	NR	505	372	NR	635	790	NR	765	22	NR	895	1	NR
380	0	NR	510	430	NR	640	730	NR	770	19	NR	900	1	NR
385	0	NR	515	483	NR	645	668	NR	775	16	NR	905	1	NR
390	0	NR	520	524	NR	650	605	NR	780	14	NR	910	0	NR
395	2	NR	525	555	NR	655	545	NR	785	12	NR	915	0	NR
400	4	NR	530	581	NR	660	485	NR	790	10	NR	920	0	NR
405	7	NR	535	604	NR	665	430	NR	795	9	NR	925	0	NR
410	17	NR	540	623	NR	670	378	NR	800	8	NR	930	0	NR
415	34	NR	545	645	NR	675	331	NR	805	7	NR	935	0	NR
420	68	NR	550	667	NR	680	290	NR	810	6	NR	940	0	NR
425	128	NR	555	693	NR	685	251	NR	815	5	NR	945	0	NR
430	214	NR	560	719	NR	690	218	NR	820	4	NR	950	0	NR
435	339	NR	565	754	NR	695	188	NR	825	4	NR	955	0	NR
440	507	NR	570	791	NR	700	162	NR	830	3	NR	960	0	NR
445	573	NR	575	830	NR	705	139	NR	835	3	NR	965	0	NR
450	356	NR	580	873	NR	710	119	NR	840	3	NR	970	0	NR
455	217	NR	585	913	NR	715	102	NR	845	2	NR	975	0	NR
460	168	NR	590	948	NR	720	88	NR	850	2	NR	980	0	NR
465	113	NR	595	974	NR	725	76	NR	855	2	NR	985	0	NR
470	85	NR	600	994	NR	730	65	NR	860	1	NR	990	0	NR
475	85	NR	605	998	NR	735	55	NR	865	1	NR	995	0	NR
480	94	NR	610	994	NR	740	47	NR	870	1	NR	1000	0	NR
485	120	NR	615	973	NR	745	41	NR	875	1	NR			

Summary

$R_f = 81.5$
 $R_g = 99.2$
 $CIE R_a = 81.0$
 $R_9 = 7.1$



Color Vector Graphics



Individual Sample Fidelity Index ($R_{f,i}$)

CES01 = 86	CES26 = 74	CES51 = 89	CES76 = 70
CES02 = 63	CES27 = 88	CES52 = 92	CES77 = 86
CES03 = 31	CES28 = 89	CES53 = 81	CES78 = 72
CES04 = 70	CES29 = 67	CES54 = 87	CES79 = 90
CES05 = 50	CES30 = 68	CES55 = 85	CES80 = 88
CES06 = 51	CES31 = 71	CES56 = 78	CES81 = 78
CES07 = 42	CES32 = 70	CES57 = 76	CES82 = 95
CES08 = 41	CES33 = 71	CES58 = 78	CES83 = 90
CES09 = 29	CES34 = 82	CES59 = 92	CES84 = 94
CES10 = 76	CES35 = 90	CES60 = 95	CES85 = 86
CES11 = 59	CES36 = 93	CES61 = 93	CES86 = 72
CES12 = 65	CES37 = 87	CES62 = 83	CES87 = 85
CES13 = 43	CES38 = 75	CES63 = 77	CES88 = 83
CES14 = 74	CES39 = 94	CES64 = 83	CES89 = 75
CES15 = 71	CES40 = 89	CES65 = 77	CES90 = 81
CES16 = 47	CES41 = 85	CES66 = 80	CES91 = 96
CES17 = 50	CES42 = 86	CES67 = 79	CES92 = 73
CES18 = 56	CES43 = 81	CES68 = 84	CES93 = 84
CES19 = 72	CES44 = 99	CES69 = 91	CES94 = 64
CES20 = 66	CES45 = 87	CES70 = 78	CES95 = 80
CES21 = 87	CES46 = 82	CES71 = 76	CES96 = 84
CES22 = 79	CES47 = 77	CES72 = 92	CES97 = 87
CES23 = 92	CES48 = 71	CES73 = 71	CES98 = 81
CES24 = 91	CES49 = 81	CES74 = 93	CES99 = 74
CES25 = 72	CES50 = 89	CES75 = 74	



Color Rendition by Hue-Angle Bin



Measure Comparisons



(END OF REPORT)